



Auto Edge Banding Machine NB7CJ



Find more: www.nanxingmac.com
Follow us: Nanxing Machinery

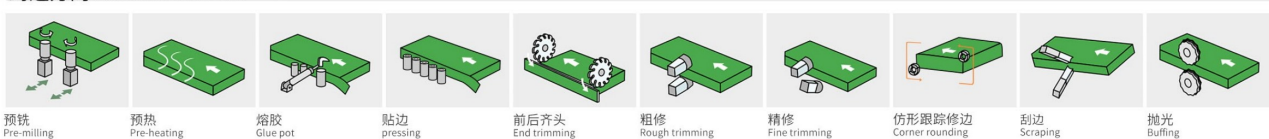


www.nanxingmac.com

Description

- Heavy duty machine body and most mechanical machine parts are proceeded by advanced CNC machines for higher stability and longer service life without deforming;
- Merges numerous functions in one machine, including pre-milling, pre-heating, glue pot, snipping, end trimming, rough trimming, fine trimming, corner trimming, scraping and buffing, edge banding work can be done in one process.
- Automatic standby, one-button wake-up device and energy saving;
- Most electric components are in world famous brands.
- Customer Reference: 50+ countries; **2000+** machines

封边方向 EDGE BANDING DIRECTION →





Details

1. Machine body

- Heavy duty and solid machine body is welded by robot with thick steel plates which cut by laser cutting machine, then pass through the heat treatment and Vibration aging processing to guarantees the whole service life without deforming.
- After steel sandblasting, the machine body will be proceed on the five- axis machining center from Japan. The top-grade CNC metal are used to process the metal parts and components to make sure perfect quality and precision.



2. Professional assembly line


- Nanxing follow the SOP and set up the professional assembly lines. All the assembling is worked out by the experienced technicians that guarantee machine standardization and performance.







3. Quality control

- Advanced measuring equipment and strict QC system help to make sure the machines and parts are checked and certificated by very high standard.
- All the machines are delivered with Quality Certificate signed by QC specialist.



4. Top presser


- Heavy-duty aluminum pressure beam guarantee the work piece excellent straight feeding.
- The height of presser beam adjusted automatically based on work piece's thickness just by inputting the work piece information on touch screen which saves a lot of time.
- Serious of safety device to offer better protection.






5. Conveyor

- Hardened steel on flat and round guiding ensure the precise guide of chain.
- Two steel rods of high rigidity connect the “stretched support conveyor” to the machine body to ensure the stable conveying of the wide work pieces. Max stretching width is 600mm.
- Long steel guiding plate of thick and rigidity for longer service life and extra stability during the banding work. Position is easy to adjust.
- The conveyor motor makes variable frequency starting possible, very stable and equipped with braking system. Easy to install or uninstall. feeding speed: 16-24m/min



6. Pre-milling

- Pre-milling with **LEUCO diamond cutter** $\varnothing 125 \times H35 \times \varnothing 30$ Z3+3 perfectly cut and long service life due to diamond tipped tools for optimum edge joint quality.
- Two motors controlled pneumatically, milling panel edge intermittent. 2× 3.7kw motors; 150Hz
Rotating speed: 9,000 rpm.
- Fully covered dust cover.
- With blow-off device for cleaning of the panel edges.



LEUCO




7. Pre-heating

- For a better bond between panels and edging material. forms the optimum basis of a high standard gluing




8. Glue pot

- Traditional way of adding glue is stable via Teflon coated glue pot designed for EVA hot-melt glue with a capacity of about 5 L.



9. Edge tape supporter

- Edge tape supporter of high quality is in proper height for smooth edge tape feeding and longer service life.



10. Snipping

- Snipping air cylinder with electric controlled switch to cut the edge tape properly.





11. Pressure rollers

- one pre-pressure roller (diameter 100 mm) and four post rollers ensure a firm connection between edge tape and workpiece.




12. Lubrication system

- Lubrication system could meet the requirement of daily maintenance, easy operation and save the possible costs.



13. End trimming

- Linear guide way structure at an angle of 45 degrees with 2 motors 0.35kw 200hz 12000rpm/min to remove the extra edge tape on front and back.
High precision linear guides – for very high repeatability.
- 2pcs of saw blades (105*3*22*24Z) with independent cover.






14. Rough trimming

- Rough trimming unit with 2 powerful motors of world famous brand (power 0.75kw; frequency 200hz; rotating speed 1,2000rpm/min), 2 milling cutters with two stiff steel positioning guides;
- Independent cover keeps scraps from flying, and guiding to machine bottom.



15. Fine trimming

- 2 motors (power: 0.55kw; frequency: 200hz, rotating speed: 12000rpm/min). 2 fine trimming milling cutters (Standard: R1.5);
- Motor angle can be adjusted in 45 degree.



16. Corner trimming unit


- Designed to trim sharp corner on front, back and two straight edges so as to achieve R circular arc radius.
- Driven by 2 motors (power: 0.3kw; frequency: 200 Hz, rotating speed: 12000rpm/min).
- Planar linkage with 4 corner trimming tools R1.5 3Z
- Rotating angle is adjusted automatic with an electric sensor, heavy duty designed.





17. Profile Scraping

- Scraping the edge by R1.5 cutters (Standard), making edge banding more beautiful.




- Air blowing device blowing toward the scraping cutters on upside and underside for cleaning the scraps on cutter surface and cooling.



18. Buffing

- Buffing by dual screen cloth structure is the last step to make perfect edge banding to make the edge shining, more stable.
- Can be adjust in angel for better polishing.



19. Dust collection

- Independent suction hood ($\varnothing 125\text{mm}$) on processing units are fully covered: Pre-milling*1; Rough trimming *1; Fine trimming *1; Scraping *1 , totally 4 sets.





20. Safety device

Feeding protector and thickness detection

- Protector prevents any possible accidents and ensures safety of operators, automatic monitoring abnormal operation.
- Work piece thickness detection, if work piece thickness over the limited position, conveyor will stop at once to reduce machine damage.



Interval feeding detection system

- Keep work pieces in proper distance for max edge banding performance.




E-STOP

- To stop running at once, guarantee operator life safety.



21. Switch

- A switch enables the operator to stop or start the machine anytime during the process that provides the max. convenience to adjust or test the machine.
- Operation indicating light, the operation status of the machine is available at a glance.





22. Control system

- 7" touch screen. Operation interface is intuitive and simple, available to control each component independently and generate statement accordingly.
- System languages: English, simplified Chinese, and traditional Chinese. Each working unit is controlled by independent frequency converter.



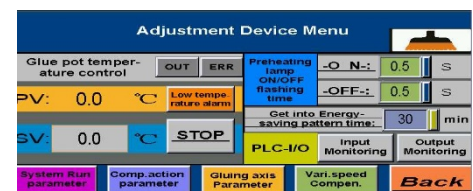
23. Electric equipment

- PLC control, input voltage 380v, 50Hz (Standard). Frequency converter with motor braking function;
- Phase sequence protector
- Most of electric components of the machine adopted international brands for high quality and generality.
- Good documentation for easy online support



24. Energy saving

- Stand-by mode automatically turned on when machine stop working for a certain period (according to setting time); then glue temperature lower down to prevent carbonization, so as rotating of glue roller in order to save energy.
- One-click Selection, quick start/stop.



Technical Data

Panel length:	≥120 mm
Panel width:	≥80 mm
Mini. Panel size:	120×80mm
Panel thickness:	10-60 mm
Edge tape thickness:	0.4-3 mm
Feeding speed:	16/20/24 m/min
Power supply:	380 V; 50 Hz
Air pressure required:	0.7MPa
Operation system	7" touch screen
Dust collector	Φ125mm×4
Total power:	22.4 Kw
Approx. weight:	2,800 kg
Overall dimension:	7,700*1,450*1,650 mm



Options:

- Traditional glue pot to be pre-melt system, with PUR signal.
- Fine trimming and profile scraping with pneumatic control from the terminal(2 positions).
- Release and clean agent.
- Flat scraping.

**Thanks for the attention!*

The company continuous to improve the product specifications and design details, the specifications are subject to change without notice.211122