



## SINGLE-HEAD BORING MACHINES

# BORING SYSTEM 21 PRESTIGE

### Semiautomatic, multispindle, single-head boring machine

For **horizontal** and **vertical drilling** into wood-based panels and **solid wood**, for the **furniture manufacturing**.

- Small footprint: 1 sqm
- Two times faster than a manual boring machine

More than 20.000 machines manufactured, over thirty years' experience. 100% made-in-Italy machines abiding by the highest quality standards as a result of the "Lean" manufacturing process, also known as "Toyota System".

## TECHNICAL FEATURES MODEL

Quick-change spindles

32 mm interaxis

Pneumatic head rotation from 0° to 90°

Well-dimensioned working table made of steel

Boring-height adjustment on numeric counters

Ready to be connected to a dust-collector

Manufactured according to EC standards

## STANDARD EQUIPMENT

N.1 - 2HP Motor

N.2 patented safety hold-down clamps

N.5 quick-change chucks

N.2, 1500 mm long, aluminium fences, with 2 ref. stops

N.2 removable side-fences on working table, adjustable on high-precision numeric counters

N.2 fixed ref. stops at 37 mm for hinges

Boring-height adjustment on numeric counters


Rear fence having 300 mm max. stroke

Package: stackable carton box

Ready to be connected to a dust-collector


Manufactured according to EC standards

# MORE INFORMATION




### FAST HORIZONTAL DRILLING

Thanks to the 640 mm interaxis and the large working table, You can process 2 panels having 316 mm width at the same time.



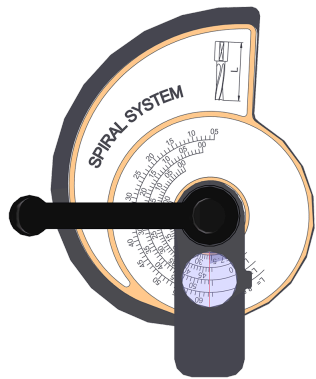
### FAST VERTICAL DRILLING

You can process 3000 mm - long sides in 5 working cycles.




### PERFECT PANEL JOINTS

The ref. side fences, adjustable along a metric bar, with magnify glass and nonius , always represent a precise reference point for the operator and guarantee the perfect parallelism of the drilling operations.




### QUICK SET-UP

Adjusting the boring depth is extremely easy with the "Spiral System" device and the 10 mm automatic reset for vertical drilling.



### VERSATILITY


It drills at any angle between 0° and 90°.



### SAFE PANEL HOLD-DOWN


The quick-positioning, safety, hold-down clamping units ensure the greatest stability and steadiness of the working piece during the working cycle and the highest accuracy of the drilling process.

# MORE INFORMATION



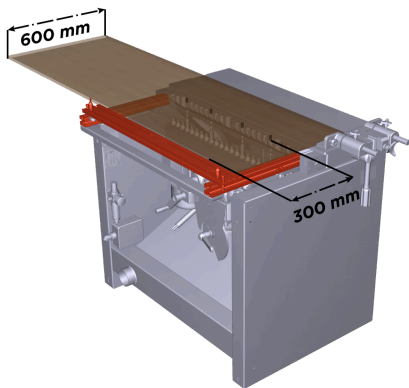
### PRODUCTIVITY

Two times faster than a bench top boring machine.



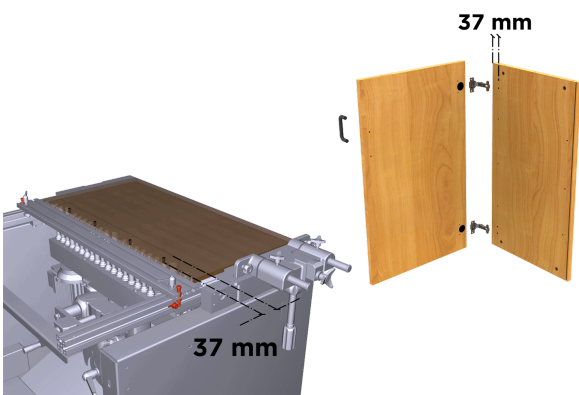
### QUICK AND ACCURATE PANEL POSITIONING

Thanks to the two aluminium fences 1500x 80 mm with 4 reference stops, (two are included, two are options).



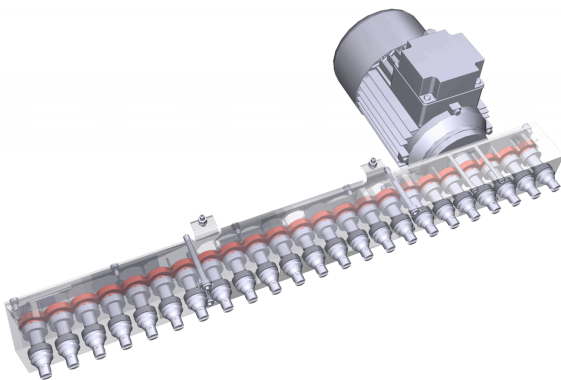
### REAR FENCE

The rear fence, 300 mm stroke, allows to drill holes right in the middle of wardrobe side-panels, without using the long fence.




### FIXED STOP FOR HINGES

The 37 mm fixed ref. stop is extremely useful to drill fixing holes for the hinges on side panels.



### SOLID STRUCTURE


Made of steel, built to last, eco-friendly, rust-resistant powder coating. Boring head is made of aluminium, while internal gears are made of rectified steel.



### QUICK AND ACCURATE PANEL POSITIONING

Thanks to the two aluminium fences 1500x 80 mm with 4 reference stops, (two are included, two are options).

# MORE INFORMATION



### SPECIAL DESIGN TO WORK WITH LARGE-DIAMETER DRILL-BITS

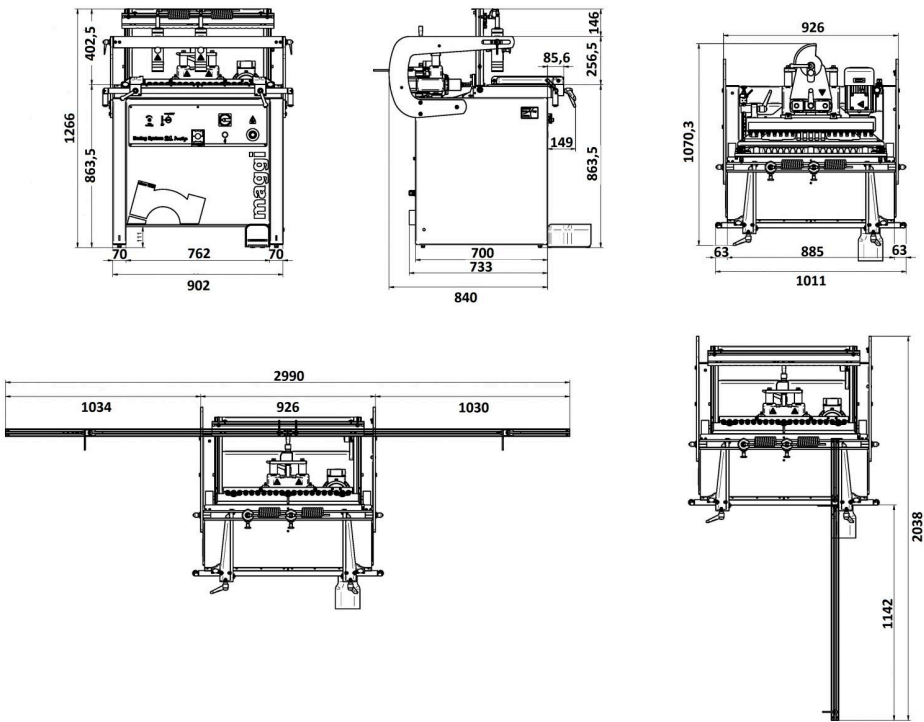
The comb has been designed so as to have 3 fixed positions where You can use cutter-drill bits of large diameter, without any further adjustment of the boring head.






# DATA SHEET

Spindles	N. 21
Left and right spindles	N. 10 sx - N. 11 dx
Spindle interaxis	32 mm
Total interaxis	640 mm
Max. tool diameter	40 mm
Max. boring depth	65 mm
Max boring height	55 mm
Height of working table	860 mm
Dimensions of the working table	885 x 349,5 mm
Max. panel thickness (optional*)	60 mm (130 mm *)
Max. panel dimensions	900 x 3000
Motor	HP 2 / KW 1,5 - RPM 2800
Stepper motor 1	
Stepper motor 2	
Linear actuator	
Standard pneumatic pressure	BAR 6/8
Air consumption per working cycle	10 NL
Dust collection hood diameter	80 mm
Overall dimensions - net weight:	1015 x 990 x 1270 mm
Package dimensions (machine)	1115 x 950 x 1050 mm
Rod packaging size	1500 x 120 x 60 mm
Gross weight	290 Kg
Net weight	260 Kg



# ACCESSORIES

Ergonomics




## Tool-tray

To keep Your drill-bits and tools tidy and always close at hand

**CODICE: 26000014**

---

Ergonomics



## Stand for the long fences

To keep Your fences always close at hand

**CODICE: 26000010**

---

Specific for long panels



## Ref. stops to match the long panel


It keeps long working panels aligned for a more accurate drilling process

N. 2 ref. stops to match the long panel during transversal drilling

**CODICE: 26001071**

---

Specific for long panels




## 1000 mm long fence extension

To increase by 1 mt the length of the 2 standard fences (1,5 mt each) and carry out the in line drilling process on long panels

**CODICE: 29970302**

---

Increase the versatility



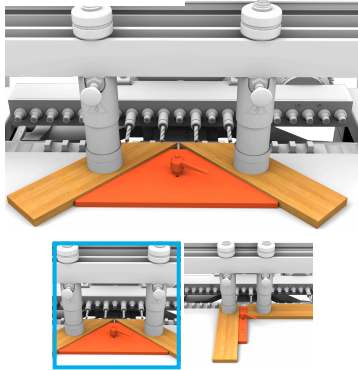
## Blocks to lift the hold-down clamps up to 130 mm

To process beams having a maximum height of 130 mm

**CODICE: 26001015**

---

Increase the versatility



## Set of two ref.stops for drilling at 45° and 90°

To drill mouldings and laths

**CODICE: 26000069 A / 26000069 B**

---

# ACCESSORIES

Quicker set-up




## Set of n° 2 additional ref. stops

For an even quicker and more accurate set up

**CODICE: 26028819**

---

Enhance the hold-down on the workpiece



## Additional hold-down clamp

To increase the hold-down pressure on the working panel and consequently its stability during the drilling process

N.1 additional hold-down clamp

**CODICE: 29971019**

---

Increase the accuracy of the working process



## Ref. pin for line drilling


To carry out the line vertical drilling process very quickly and accurately, without using the long fence. It is highly recommended to have this device both sides of the machine to process panels longer than 2 mt

Ref. pin for line drilling (1 piece)

**CODICE: 29900100**

---

Enhance the hold-down on the workpiece



## Additional hold-down clamps

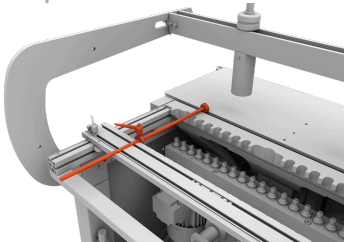
To increase the hold-down pressure on the working panel and consequently its stability during the drilling process. It allows to process two small panels at a time

N.2 additional hold-down clamps

**CODICE: 29971020**

---

Quicker set-up



## Ref. gauge for rear fence parallelism

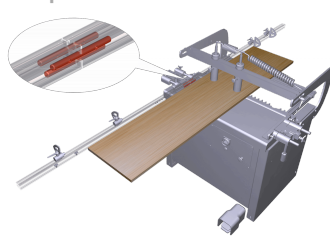
For a quick and accurate set-up of the rear fence

Ref. gauge for rear fence parallelism ( 500 mm)

**CODICE: 26000061**

---

Quicker set-up



## Kit to join the two aluminium fences

To get one single 3mt long fence


Kit to join the two aluminium fences (1500 + 1500 mm)

**CODICE: 26028820**

---

# ACCESSORIES

Quick-drill of hinge holes




## Drilling aggregate for hinges, type "Grass"

To drill the three hinge holes in one single working cycle

DRILL-BITS NOT INCLUDED

**CODICE: 00008395**

Quick-drill of hinge holes




## Drilling aggregate for hinges, type "Salice"

To drill the three hinge holes in one single working cycle

DRILL-BITS NOT INCLUDED

**CODICE: 00008391**

Quick-drill of hinge holes



## Drilling aggregate for hinges, type "Blum"

To drill the three hinge holes in one single working cycle

DRILL-BITS NOT INCLUDED

**CODICE: 00008392**

Quick-drill of hinge holes



## Drilling aggregate for hinges, type "Hettich"

To drill the three hinge holes in one single working cycle

DRILL-BITS NOT INCLUDED

**CODICE: 00008393**

Recommended tools



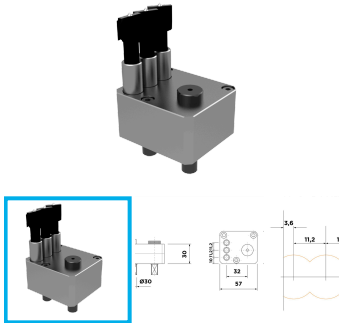
## Tool set made up of 3 drill-bits for hinges

Recommended drill-bit set for drilling aggregate for hinges, made up of n. 2 left-handed drill-bits 8mm diameter and n.1 right-handed drill-bit 35 mm diameter

Tool set made up of 3 drill-bits for hinges

**CODICE: 26845821**

Quick-drill of holes for Cabineo furniture connector



## Drilling aggregate for "Cabineo" connectors

To drill the holes for the "Cabineo" connectors in one single working cycle

Drilling aggregate for "Cabineo" connectors, including 3 drill-bits 15 mm diam.

**CODICE: 26845820**

# ACCESSORIES

### Recommended tools


	DX / SX	DIAMETRO (mm)	LUNGHEZZA (mm)	QUANTITA'
↓	DX	8	57,5	2
	SX	8	57,5	2
↓	DX	8	77	2
	SX	8	77	2
↓	SX	15	70	1
	DX	15	70	1
↓	DX	20	70	1
	SX	20	70	1
↓	DX	5	57,5	3
	SX	5	57,5	3
↓	SX	35	57,5	1
	DX	35	57,5	1

### Recommended drill-bit set

A selection of drill-bits by our technicians for a professional approach

**CODICE: 26054750**

### Quicker set-up




### Gauge for the symmetry of the side fences

For a quick and accurate adjustment of the two side fences on the working table, to obtain the perfect parallelism of the drilling process

Gauge for the symmetry of the side fences (only for BS 21 PRESTIGE)

**CODICE: 26200069**

### Quicker set-up



### Ref. gauge for the quick set-up of the ref. stops along the fence

For the quick and accurate adjustment of the ref. stops along the fence, when carrying out the line drilling process

Ref. gauge for the quick set-up of the ref. stops along the fence (640 mm)

**CODICE: 26200070**

### Improve the comfort



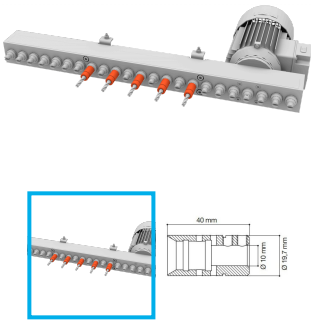
### Independent idle-roller table 500x1500 mm

To make the handling of large-size panels easier for the operator

Independent idle-roller table 500x1500 mm ( idle-roller surface only) 562x1540 mm (incl.frame), adjustable height from 770 to 1.175 mm, max. capacity 45 Kg/m. It can be installed both sides of the machine

**CODICE: 27304100**

### Ergonomics



### Quick-change bush / chuck

By using these quick-change tool-holders, You can mount Your drill-bits on the boring head in just "one click"

**CODICE: 36000061**

### Special voltages

### Single-phase Motor

To have the machine working in small handcraft shops having an electric system running on 220 VIt's

**CODICE:**

# ACCESSORIES

Special voltages

"CSA" standards

Electrical standards abiding by the Canadian wiring regulations

**CODICE:**